

### Description

The traditionally styled PT139 Series combines a decorative cast aluminum fitter housing with a spun aluminum shade. Some of the most popular brackets are shown below, however there are others available in the "Brackets and Wall Luminaires" Section of this catalog.

### Installation

The luminaire will mount to a 3" OD post or tenon with 5/16" black oxide coated stainless steel set screws to ensure a solid connection. The diffuser will be held to the fitter by (4) 5/16 black oxide coated stainless steel captive set screws.

### Electrical

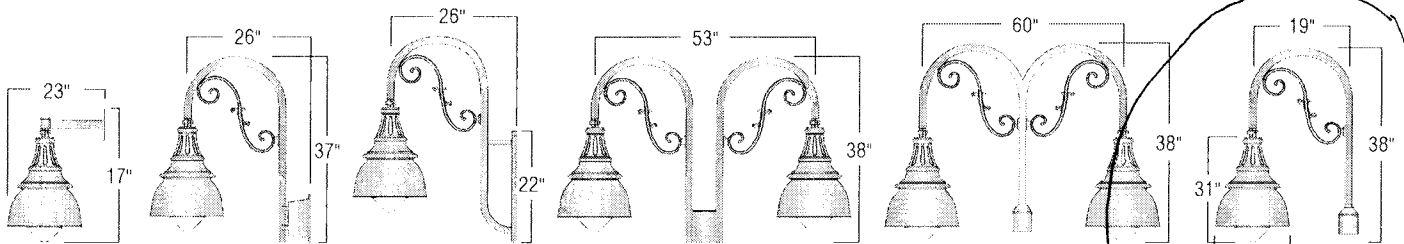

- High power factor ballast (HPF), core and coil type, pre-wired and tested
- Easy ballast pod access
- 4KV porcelain socket
- Suitable for wet location

### Diffuser choices

- Clear textured polycarbonate (PC-CL)
- White polycarbonate (PC-WH)

### Finish

Premium quality thermoset polyester powdercoat (see Finish Selection)



WBR06/  
PT139/DS20/AF15

WBR03SCR/  
PT139/DS20/AF15

WBR10SCR/  
PT139/DS20/AF15

PT12SCR/PT139/DS20/AF15  
EPA: 4.64

Also available in three and four light combinations.

PT52/PT139/DS20/AF15  
EPA: 4.39

PT51/PT139/DS20/AF15  
EPA: 2.45

### Ordering Guide

Bracket	Luminaire	Diffuser	Diffuser Material-Color	Light Source	Voltage	Finish	Option
PT51	PT139/DS20	AF15	PC-CL	100HPS	120v	BLK	PCL
	DS16	AF12	PC-WH DR-CL	100MH,150MH 50HPS,70HPS 150HPS	208v 240v 277v	CLB,GRN WHT,TBK ATC,GTG	HSS

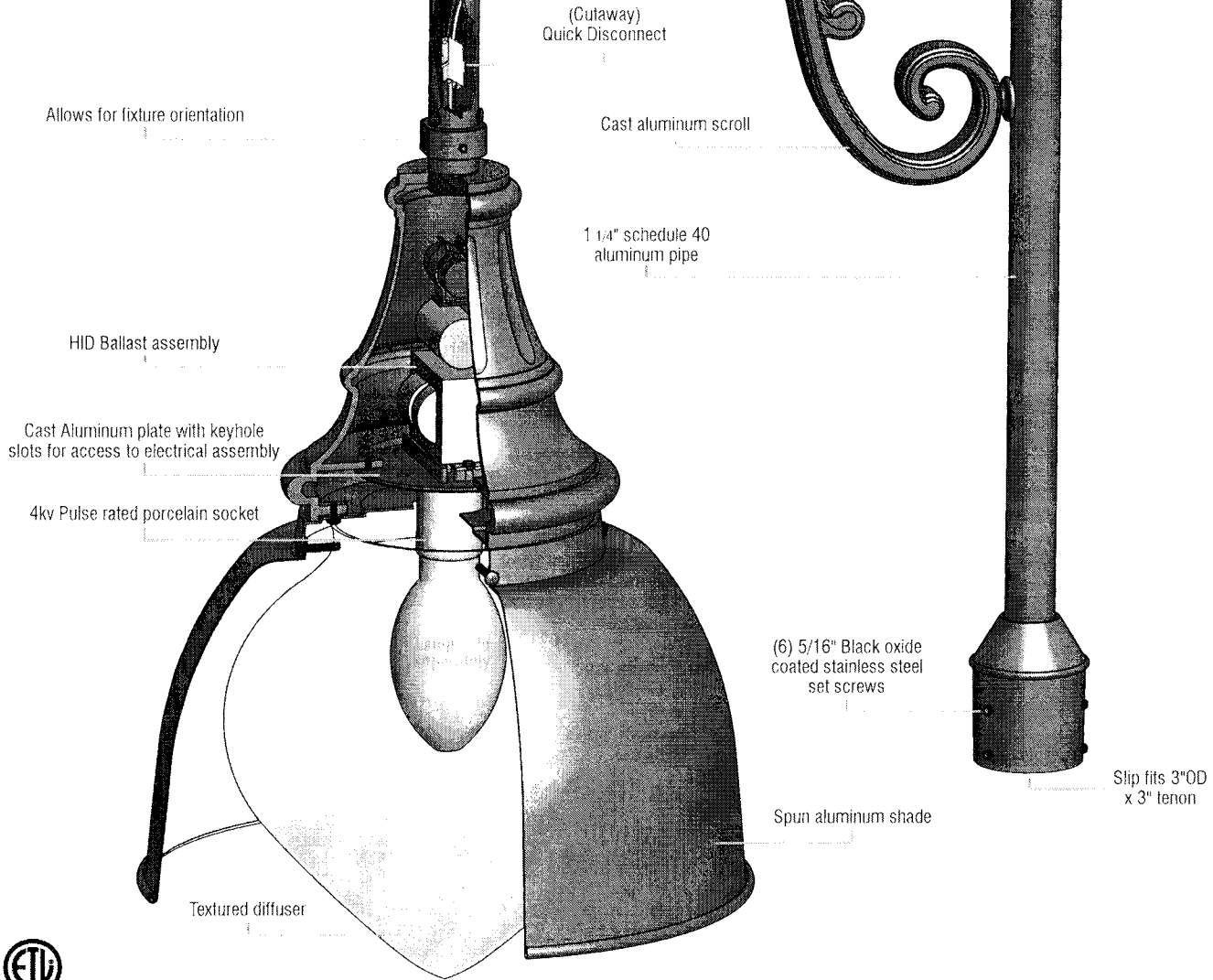
Additional light sources, voltages, and custom colors are available. Contact factory for details.

Light Sources	
Wattage	Socket Size
50MH,70MH,100MH,150MH	Medium
50HPS,70HPS,100HPS,150HPS	Medium
PL-13	2-pin
CFL 26,32,or 42	4-pin

# PT139 Series

## Assembly Details

(Example: PT51/PT139/DS20/AF15)



**Options**

<b>HSS</b> House Side Shield for use with Optical Systems	<b>FDR</b> Faceted Downlight Reflector	<b>LVR</b> 4 Tier Anodized Aluminum Louver	<b>L3Q or L5Q</b> Type III or Type V Glass Refractor

**Standard Photometry**

**PT139/DS20/AF15**  
Typical HID light source  
14,000 Lumen  
12" Mounting Height  
Grid Spacing is 12"